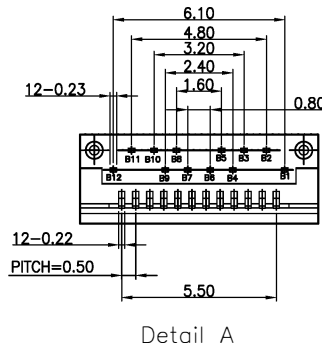
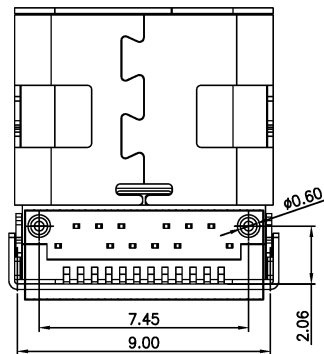
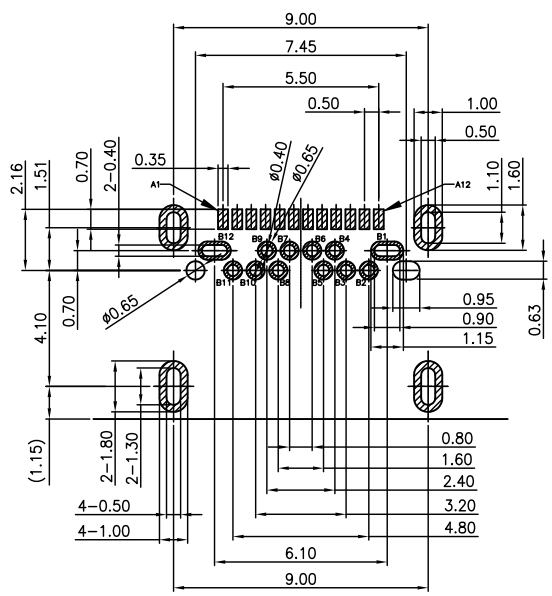
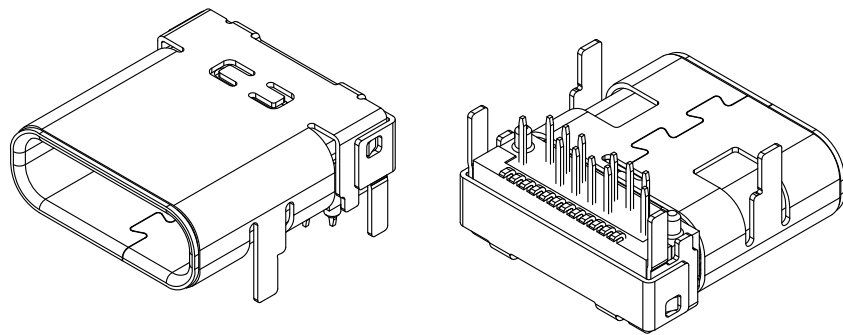


- NOTES:
- 1.MATERIAL:  
MOLDING: LCP UL94 V-0  
CONTACT: COPPER ALLOY.  
GOLD PLATED Min ON CONTACT AREA, 100u"  
Min TIN (LEAD FREE) ON SOLDER AREA,  
SHELL: SUS304-H, T=0.20±0.03mm  
50u" NICKEL PLATING OVER ALL.  
SHILD: SUS304-H, T=0.12±0.03mm
  - 2.MECHANICAL:  
INSERTION: 5~20N.  
EXTRACTION: 8~20N AFTER TEST.  
DURABILITY: 10000 CYCLES
  - 3.ELECTRICAL:  
CURRENT: 5A FOR VBUS;  
1.25A FOR GND PIN.  
0.25A FOR OTHER.  
VOLTAGE: 20 V MAX  
WITHSTANDING VOLTAGE: 100V AC R.M.S.  
CONTACT RESISTANCE: 40mΩ MAX.  
INSULATION RESISTANCE: 100MΩ MIN.
  - 4.ENVIRONMENTAL  
TEMPERATURE RANGE -55°C ~ +85°C



ALL LINK CONN. TECHNOLOGY CORP.

<b>TOLERANCE:</b> X.X ±0.30 X.XX ±0.25 X.XXX ±0.15  X.* ±2* X.X* ±0.5*  UNIT: mm [inch] SCALE: 1:1 SIZE: A4	<b>DRAWN BY :</b> SANDY	<b>DATE :</b> 2017-4-3	<b>PART NAME:</b> USB TYPE C 母座板上双殼前插後壓	
	<b>CHECKED BY:</b> DAVID	<b>DATE :</b> 2017-4-3	<b>PART NO.:</b> TUC98-USBC24-160	<b>MOLD NO.:</b>  <b>DRAW NO.:</b>  <b>SHEET NO.:</b> 10F1
<b>APPROVED BY:</b> TONY	<b>DATE :</b> 2017-4-3			



RECOMMEND P.C.B LAYOUT (COMPONENT SIDE)  
TOLERANCE FOR PCB LAYOUT IS  $\pm 0.05$

PIN	Signal Name	Description	PIN	Signal Name	Description
A1	GND	Ground return	B12	GND	Ground return
A2	SSTXp1	Positive half of first SuperSpeed TX differential pair	B11	SSRXp1	Positive half of first SuperSpeed RX differential pair
A3	SSTXn1	Negative half of first SuperSpeed TX differential pair	B10	SSRXn1	Negative half of first SuperSpeed RX differential pair
A4	VBUS	Bus Power	B9	VBUS	Bus Power
A5	CC1	Configuration Channel	B8	SBU2	Sideband Use (SBU)
A6	Dp1	Positive half of the USB 2.0 differential pair-Position 1	B7	Dn2	Negative half of the USB 2.0 differential pair-Position 2
A7	Dn1	Negative half of the USB 2.0 differential pair-Position 1	B6	Dp2	Positive half of the USB 2.0 differential pair-Position 2
A8	SBU1	Sideband Use (SBU)	B5	CC2	Configuration Channel
A9	VBUS	Bus Power	B4	VBUS	Bus Power
A10	SSRXn2	Negative half of second SuperSpeed RX differential pair	B3	SSTXn2	Negative half of second SuperSpeed TX differential pair
A11	SSRXp2	Positive half of second SuperSpeed RX differential pair	B2	SSTXp2	Positive half of second SuperSpeed TX differential pair
A12	GND	Ground return	B1	GND	Ground return

**鉞創科技有限公司**  
TRONTEK TECHNOLOGY CO., LTD.

<b>TOLERANCE:</b> X.X $\pm 0.30$ X.XX $\pm 0.25$ X.XXX $\pm 0.15$ X.* $\pm 2^*$ X.X* $\pm 0.5^*$	<b>DRAWN BY :</b> SANDY	<b>DATE :</b> 2017-4-3	<b>PART NAME:</b> USB TYPE C 母座板上双殻前插後壓
	<b>CHECKED BY:</b> DAVID	<b>DATE :</b> 2017-4-3	<b>PART NO.</b> TUC98-USBC24-160
	<b>APPROVED BY:</b> TONY	<b>DATE :</b> 2017-4-3	<b>MOLD NO.</b>
<b>UNIT:</b> mm [inch]	<b>SCALE:</b> 1:1	<b>SIZE:</b> A4	<b>DRAW NO.:</b>
			<b>SHEET NO.</b> 20F1

由 AUTODESK 教育產品製造

由 AUTODESK 教育產品製造